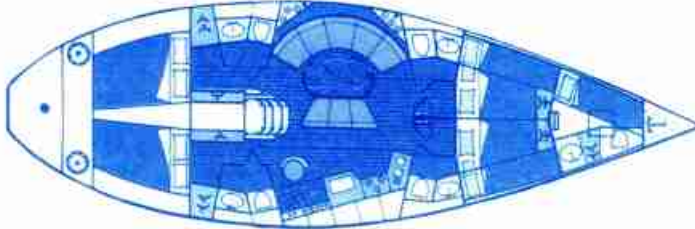


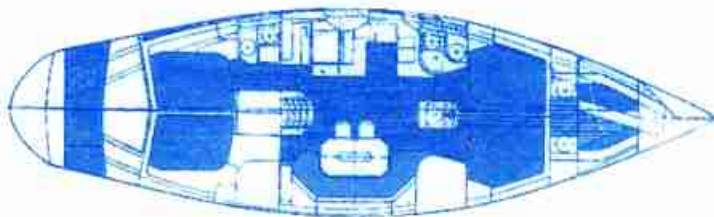
Alfa 51

Länge/Length/(m)	15.41
Breite/Beam/(m)	4.65
Tiefgang/Draft/(m)	2.00
Verdrängung/Displacement/(t)	13
Segelfläche/Sail area/(qm)	
Motor/Engine power/(HP)	100
Treibstoff/Fuel/(ltr)	400
Kajüten/Cabins/ + Salon	5
Kojen/Berths	12
WC/Toilets	3
Wasser/Water/(ltr)	900



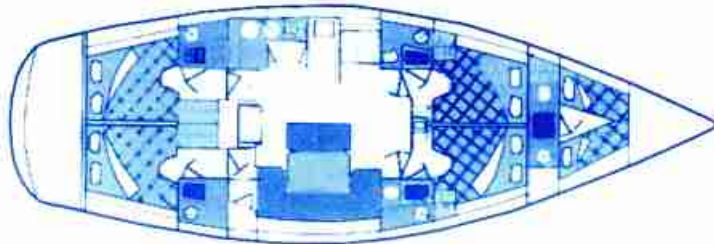
Custom 50

Länge/Length/(m)	14.90
Breite/Beam/(m)	4.20
Tiefgang/Draft/(m)	1.70
Verdrängung/Displacement/(t)	16.40
Segelfläche/Sail area/(qm)	118
Motor/Engine power/(HP)	88
Treibstoff/Fuel/(ltr)	360
Kajüten/Cabins/ + Salon	5
Kojen/Berths	10
WC/Toilets	5
Wasser/Water/(ltr)	650



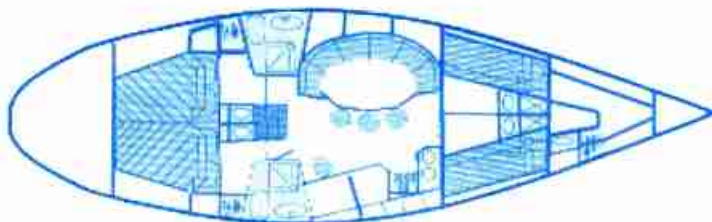
Atlantic 61

Länge/Length/(m)	16.55
Breite/Beam/(m)	5.00
Tiefgang/Draft/(m)	2.20
Verdrängung/Displacement/(t)	
Segelfläche/Sail area/(qm)	188
Motor/Engine power/(HP)	120
Treibstoff/Fuel/(ltr)	1000
Kajüten/Cabins/ + Salon	6
Kojen/Berths	10-12
WC/Toilets	4
Wasser/Water/(ltr)	2000



Atlantic 55

Länge/Length/(m)	16.50
Breite/Beam/(m)	5.00
Tiefgang/Draft/(m)	2.25
Verdrängung/Displacement/(t)	
Segelfläche/Sail area/(qm)	180
Motor/Engine power/(HP)	120
Treibstoff/Fuel/(ltr)	1000
Kajüten/Cabins/ + Salon	6
Kojen/Berths	10
WC/Toilets	5
Wasser/Water/(ltr)	2000



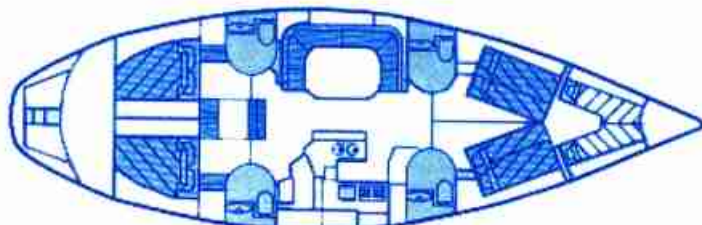
Athena 44

Länge/Length/(m)	13.40
Breite/Beam/(m)	4.20
Tiefgang/Draft/(m)	1.95
Verdrängung/Displacement/(t)	8.60
Segelfläche/Sail area/(qm)	98
Motor/Engine power/(HP)	37
Treibstoff/Fuel/(ltr)	260
Kajüten/Cabins/ + Salon	4
Kojen/Berths	8+1
WC/Toilets	2
Wasser/Water/(ltr)	480



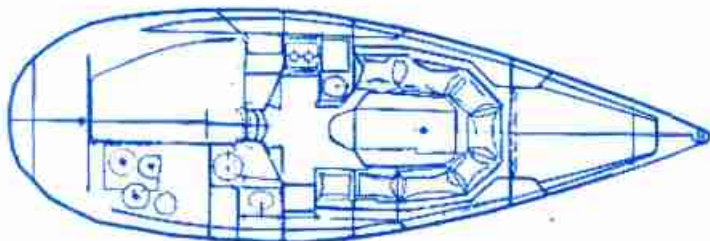
Atlantic 44

Länge/Length/(m)	13.30
Breite/Beam/(m)	4.50
Tiefgang/Draft/(m)	1.95
Verdrängung/Displacement/(t)	9.00
Segelfläche/Sail area/(qm)	95
Motor/Engine power/(HP)	37
Treibstoff/Fuel/(ltr)	200
Kajüten/Cabins/ + Salon	4
Kojen/Berths	8
WC/Toilets	3
Wasser/Water/(ltr)	500



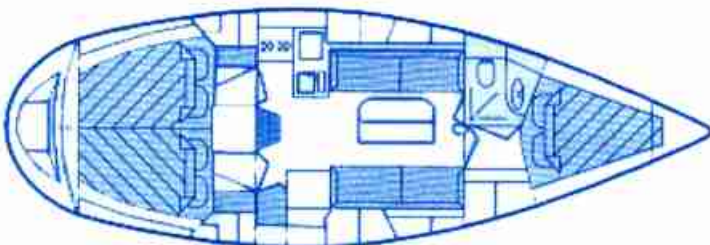
Atlantic 49

Länge/Length/(m)	14.75
Breite/Beam/(m)	4.58
Tiefgang/Draft/(m)	2.0
Verdrängung/Displacement/(t)	12.0
Segelfläche/Sail area/(qm)	109
Motor/Engine power/(HP)	60
Treibstoff/Fuel/(ltr)	300
Kajüten/Cabins/ + Salon	5
Kojen/Berths	8+2
WC/Toilets	4
Wasser/Water/(ltr)	900



Atlantic 31

Länge/Lenght/(m)	9.52
Breite/Beam/(m)	3.22
Tiefgang/Draft/(m)	1.40
Verdrängung/Displacement/(t)	8
Segelfläche/Sail area/(qm)	109
Motor/Engine power/(HP)	13/18 KW/PS
Treibstoff/Fuel/(ltr)	65
Kajüten/Cabins/ + Salon	2
Kojen/Berths	4
WC/Toilets	1
Wasser/Water/(ltr)	210



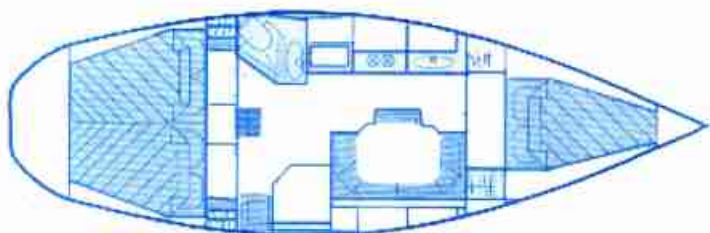
Bavaria 34

Länge/Lenght/(m)	10.80
Breite/Beam/(m)	3.48
Tiefgang/Draft/(m)	1.65
Verdrängung/Displacement/(t)	4.80
Segelfläche/Sail area/(qm)	58
Motor/Engine power/(HP)	29
Treibstoff/Fuel/(ltr)	90
Kajüten/Cabins/ + Salon	3
Kojen/Berths	6
WC/Toilets	1
Wasser/Water/(ltr)	260



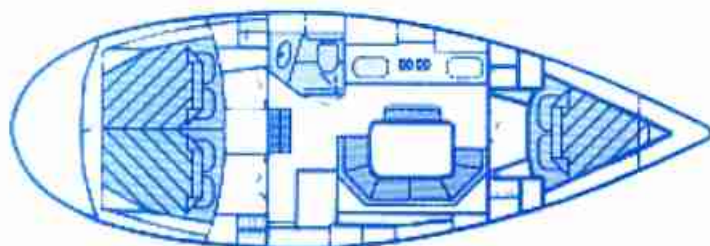
Bavaria 35H

Länge/Lenght/(m)	10.95
Breite/Beam/(m)	3.70
Tiefgang/Draft/(m)	1.85
Verdrängung/Displacement/(t)	5.30
Segelfläche/Sail area/(qm)	51
Motor/Engine power/(HP)	21
Treibstoff/Fuel/(ltr)	150
Kajüten/Cabins/ + Salon	3
Kojen/Berths	6
WC/Toilets	1
Wasser/Water/(ltr)	200



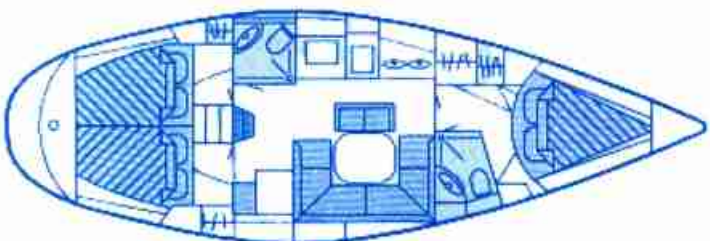
Bavaria 36 H

Länge/Lenght/(m)	11.48
Breite/Beam/(m)	3.70
Tiefgang/Draft/(m)	1.85
Verdrängung/Displacement/(t)	5.5
Segelfläche/Sail area/(qm)	58.3
Motor/Engine power/(HP)	21
Treibstoff/Fuel/(ltr)	150
Kajüten/Cabins/ + Salon	3
Kojen/Berths	6
WC/Toilets	1
Wasser/Water/(ltr)	350



Bavaria 37

Länge/Lenght/(m)	11.28
Breite/Beam/(m)	3.65
Tiefgang/Draft/(m)	1.80
Verdrängung/Displacement/(t)	5.95
Segelfläche/Sail area/(qm)	74
Motor/Engine power/(HP)	21
Treibstoff/Fuel/(ltr)	150
Kajüten/Cabins/ + Salon	3
Kojen/Berths	6+1
WC/Toilets	1
Wasser/Water/(ltr)	300



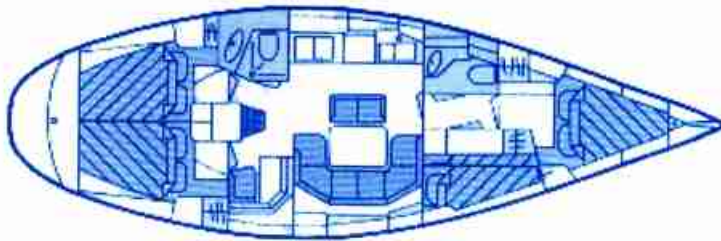
Bavaria 38/38 H

Länge/Lenght/(m)	11.85
Breite/Beam/(m)	3.95
Tiefgang/Draft/(m)	1.85
Verdrängung/Displacement/(t)	7.2
Segelfläche/Sail area/(qm)	77.5
Motor/Engine power/(HP)	30
Treibstoff/Fuel/(ltr)	180
Kajüten/Cabins/ + Salon	3
Kojen/Berths	6
WC/Toilets	2
Wasser/Water/(ltr)	370



Bavaria 41 H

Länge/Lenght/(m)	12.84
Breite/Beam/(m)	3.96
Tiefgang/Draft/(m)	1.85
Verdrängung/Displacement/(t)	7.9
Segelfläche/Sail area/(qm)	93
Motor/Engine power/(HP)	40
Treibstoff/Fuel/(ltr)	260
Kajüten/Cabins/ + Salon	4
Kojen/Berths	8
WC/Toilets	2
Wasser/Water/(ltr)	600



Bavaria 42

Länge/Length/(m)	13.40
Breite/Beam/(m)	3.95
Tiefgang/Draft/(m)	2.0
Verdrängung/Displacement/(t)	9
Segelfläche/Sail area/(qm)	91
Motor/Engine power/(HP)	50
Treibstoff/Fuel/(litr)	230
Kajüten/Cabins/ + Salon	4
Kojen/Berths	8
WC/Toilets	2
Wasser/Water/(litr)	360



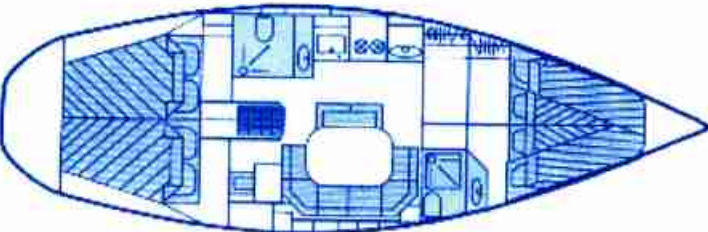
Bavaria 430 caribic

Länge/Length/(m)	13.38
Breite/Beam/(m)	3.96
Tiefgang/Draft/(m)	1.60
Verdrängung/Displacement/(t)	9.5
Segelfläche/Sail area/(qm)	92
Motor/Engine power/(HP)	44
Treibstoff/Fuel/(litr)	130
Kajüten/Cabins/ + Salon	4
Kojen/Berths	8
WC/Toilets	2
Wasser/Water/(litr)	290



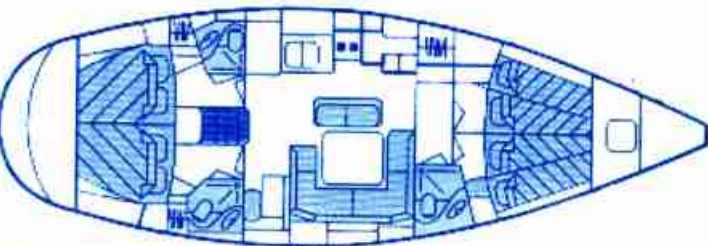
Bavaria 44

Länge/Length/(m)	13.60
Breite/Beam/(m)	4.20
Tiefgang/Draft/(m)	1.90
Verdrängung/Displacement/(t)	10.2
Segelfläche/Sail area/(qm)	100
Motor/Engine power/(HP)	44
Treibstoff/Fuel/(litr)	260
Kajüten/Cabins/ + Salon	4
Kojen/Berths	8
WC/Toilets	2
Wasser/Water/(litr)	430



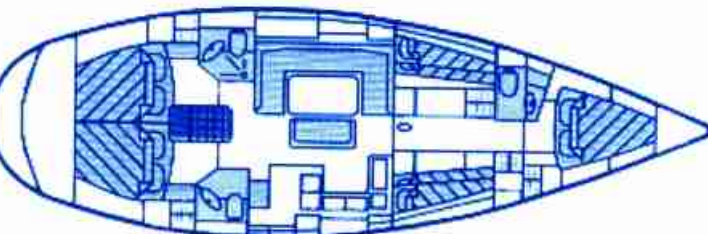
Bavaria 46

Länge/Length/(m)	14.48
Breite/Beam/(m)	4.48
Tiefgang/Draft/(m)	1.65
Verdrängung/Displacement/(t)	10.5
Segelfläche/Sail area/(qm)	133.5
Motor/Engine power/(HP)	59
Treibstoff/Fuel/(litr)	230
Kajüten/Cabins/ + Salon	4
Kojen/Berths	8
WC/Toilets	2
Wasser/Water/(litr)	600



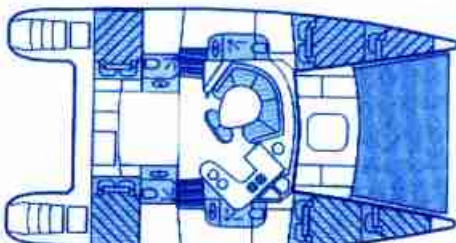
Bavaria 47

Länge/Length/(m)	14.65
Breite/Beam/(m)	4.45
Tiefgang/Draft/(m)	2.0
Verdrängung/Displacement/(t)	10
Segelfläche/Sail area/(qm)	100
Motor/Engine power/(HP)	59
Treibstoff/Fuel/(litr)	230
Kajüten/Cabins/ + Salon	4
Kojen/Berths	10
WC/Toilets	3
Wasser/Water/(litr)	530



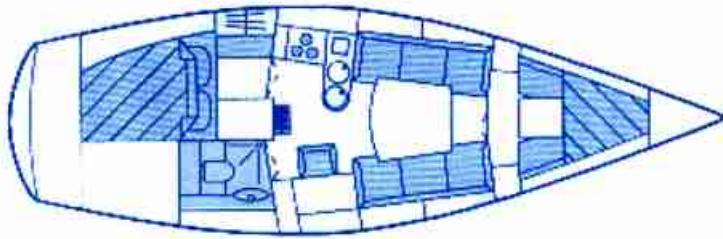
Bavaria 50

Länge/Length/(m)	14.98
Breite/Beam/(m)	4.55
Tiefgang/Draft/(m)	2.00
Verdrängung/Displacement/(t)	12.50
Segelfläche/Sail area/(qm)	126
Motor/Engine power/(HP)	88
Treibstoff/Fuel/(litr)	225
Kajüten/Cabins/ + Salon	5
Kojen/Berths	10
WC/Toilets	3
Wasser/Water/(litr)	750



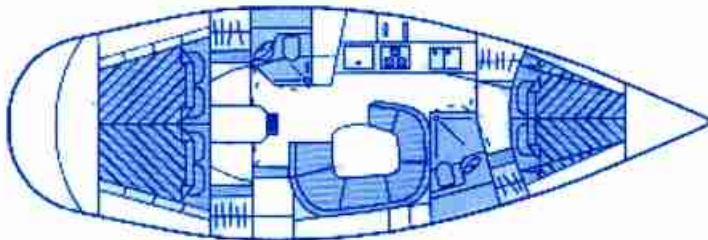
Belize 43

Länge/Length/(m)	13.0
Breite/Beam/(m)	7.0
Tiefgang/Draft/(m)	1.30
Verdrängung/Displacement/(t)	-
Segelfläche/Sail area/(qm)	111
Motor/Engine power/(HP)	2x38
Treibstoff/Fuel/(litr)	300
Kajüten/Cabins/ + Salon	6
Kojen/Berths	10-12
WC/Toilets	3
Wasser/Water/(litr)	600



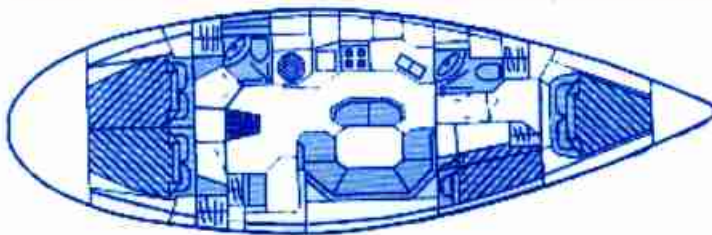
Dehler 35 Cruising

Länge/Length/(m)	10.50
Breite/Beam/(m)	3.30
Tiefgang/Draft/(m)	1.88
Verdrängung/Displacement/(t)	5.1
Segelfläche/Sail area/(qm)	62
Motor/Engine power/(HP)	30
Treibstoff/Fuel/(ltr)	60
Kajüten/Cabins/ + Salon	2
Kojen/Berths	4+2
WC/Toilets	1
Wasser/Water/(ltr)	150



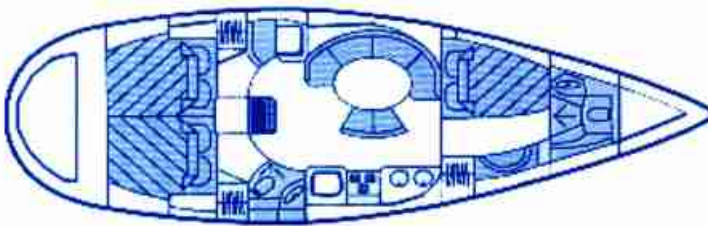
Dehler 41 Cruising

Länge/Length/(m)	12.45
Breite/Beam/(m)	3.90
Tiefgang/Draft/(m)	1.95
Verdrängung/Displacement/(t)	8.9
Segelfläche/Sail area/(qm)	82
Motor/Engine power/(HP)	35
Treibstoff/Fuel/(ltr)	150
Kajüten/Cabins/ + Salon	2
Kojen/Berths	4+2
WC/Toilets	1
Wasser/Water/(ltr)	400



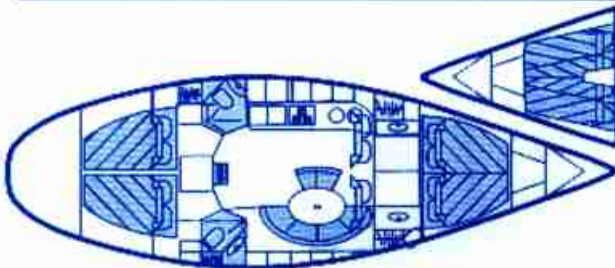
Dufour 45 Classic

Länge/Length/(m)	14.00
Breite/Beam/(m)	4.30
Tiefgang/Draft/(m)	2.35
Verdrängung/Displacement/(t)	11
Segelfläche/Sail area/(qm)	118
Motor/Engine power/(HP)	44.7
Treibstoff/Fuel/(ltr)	200
Kajüten/Cabins/ + Salon	4
Kojen/Berths	10
WC/Toilets	2
Wasser/Water/(ltr)	700



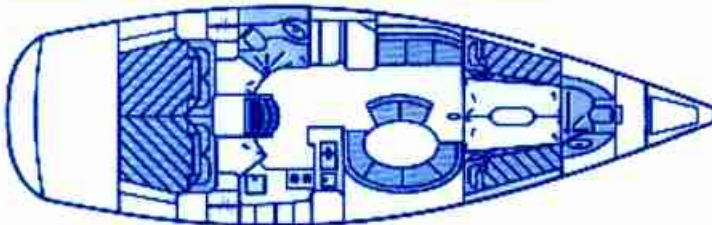
First 42s7

Länge/Length/(m)	12.95
Breite/Beam/(m)	4.12
Tiefgang/Draft/(m)	2.30
Verdrängung/Displacement/(t)	8.5/9.5
Segelfläche/Sail area/(qm)	94
Motor/Engine power/(HP)	37
Treibstoff/Fuel/(ltr)	150
Kajüten/Cabins/ + Salon	3-4
Kojen/Berths	6+2
WC/Toilets	2
Wasser/Water/(ltr)	650



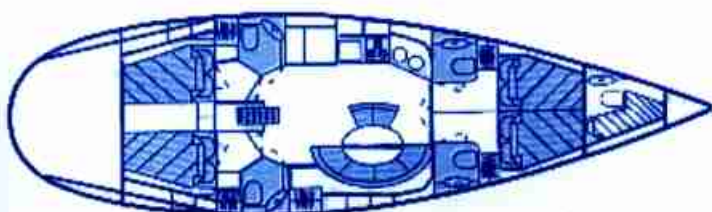
First 45f5

Länge/Length/(m)	14.20
Breite/Beam/(m)	4.25
Tiefgang/Draft/(m)	2.15
Verdrängung/Displacement/(t)	10.5
Segelfläche/Sail area/(qm)	111
Motor/Engine power/(HP)	45
Treibstoff/Fuel/(ltr)	170
Kajüten/Cabins/ + Salon	4
Kojen/Berths	8
WC/Toilets	2
Wasser/Water/(ltr)	650



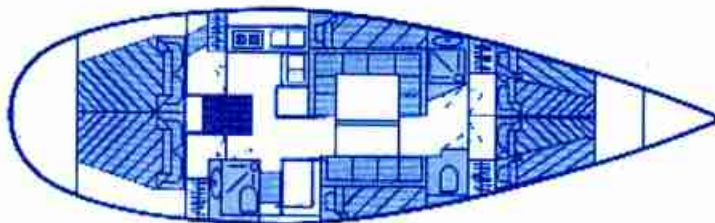
First 47.7

Länge/Length/(m)	14.50
Breite/Beam/(m)	4.50
Tiefgang/Draft/(m)	2.80
Verdrängung/Displacement/(t)	12
Segelfläche/Sail area/(qm)	125
Motor/Engine power/(HP)	55
Treibstoff/Fuel/(ltr)	250
Kajüten/Cabins/ + Salon	4
Kojen/Berths	8
WC/Toilets	2
Wasser/Water/(ltr)	700



First 53f5

Länge/Length/(m)	16.20
Breite/Beam/(m)	4.48
Tiefgang/Draft/(m)	2.46
Verdrängung/Displacement/(t)	13
Segelfläche/Sail area/(qm)	140
Motor/Engine power/(HP)	80
Treibstoff/Fuel/(ltr)	500
Kajüten/Cabins/ + Salon	4
Kojen/Berths	8+1
WC/Toilets	4
Wasser/Water/(ltr)	850



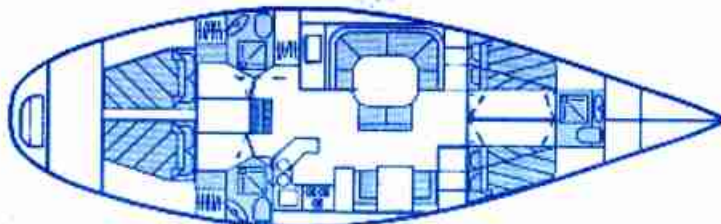
Gib Sea 442

Länge/Length/(m)	13.70
Breite/Beam/(m)	4.05
Tiefgang/Draft/(m)	2.25
Verdrängung/Displacement/(t)	9.8
Segelfläche/Sail area/(qm)	112
Motor/Engine power/(HP)	36
Treibstoff/Fuel/(litr)	215
Kajüten/Cabins/+ Salon	4
Kojen/Berths	8+4
WC/Toilets	2
Wasser/Water/(litr)	600



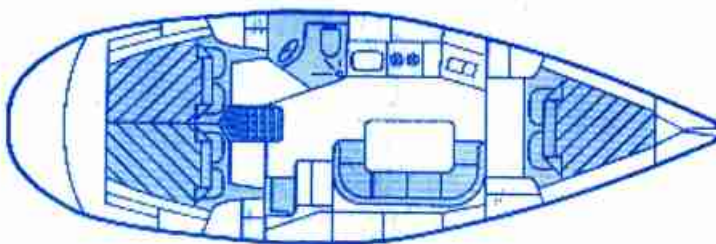
Gib Sea 472

Länge/Length/(m)	14.20
Breite/Beam/(m)	4.30
Tiefgang/Draft/(m)	2.00
Verdrängung/Displacement/(t)	11.5
Segelfläche/Sail area/(qm)	109
Motor/Engine power/(HP)	40
Treibstoff/Fuel/(litr)	250
Kajüten/Cabins/+ Salon	5
Kojen/Berths	10
WC/Toilets	3
Wasser/Water/(litr)	800



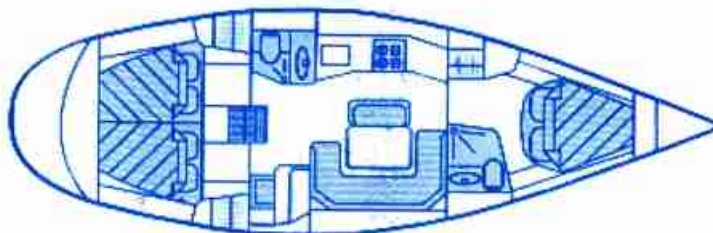
Gib Sea 48 Master

Länge/Length/(m)	14.50
Breite/Beam/(m)	4.38
Tiefgang/Draft/(m)	1.70
Verdrängung/Displacement/(t)	13.0
Segelfläche/Sail area/(qm)	114
Motor/Engine power/(HP)	59
Treibstoff/Fuel/(litr)	250
Kajüten/Cabins/+ Salon	4
Kojen/Berths	8
WC/Toilets	3
Wasser/Water/(litr)	800



Grand Soleil 37

Länge/Length/(m)	11.60
Breite/Beam/(m)	3.78
Tiefgang/Draft/(m)	2.0
Verdrängung/Displacement/(t)	6.4
Segelfläche/Sail area/(qm)	71/82
Motor/Engine power/(HP)	27
Treibstoff/Fuel/(litr)	140
Kajüten/Cabins/+ Salon	3
Kojen/Berths	6
WC/Toilets	1
Wasser/Water/(litr)	360



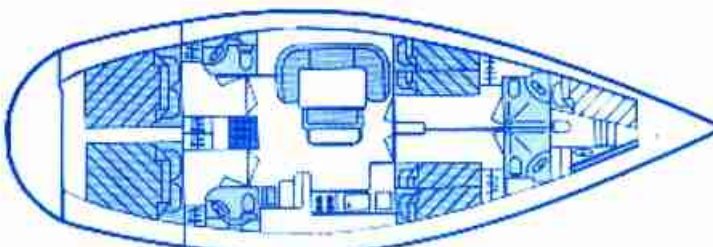
Grand Soleil 43

Länge/Length/(m)	13.15
Breite/Beam/(m)	4.02
Tiefgang/Draft/(m)	2.10
Verdrängung/Displacement/(t)	8.50
Segelfläche/Sail area/(qm)	93
Motor/Engine power/(HP)	38
Treibstoff/Fuel/(litr)	200
Kajüten/Cabins/+ Salon	3
Kojen/Berths	6
WC/Toilets	2
Wasser/Water/(litr)	450



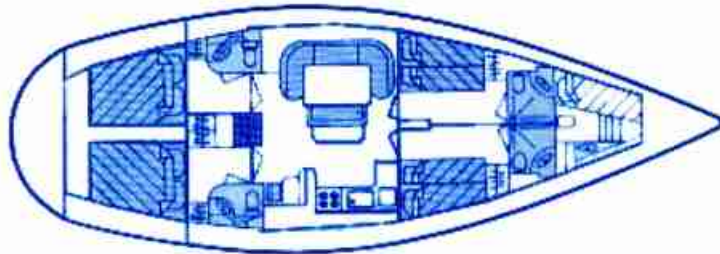
Ocean 46.1

Länge/Length/(m)	14.10
Breite/Beam/(m)	4.18
Tiefgang/Draft/(m)	1.95
Verdrängung/Displacement/(t)	10.85
Segelfläche/Sail area/(qm)	93
Motor/Engine power/(HP)	56
Treibstoff/Fuel/(litr)	460
Kajüten/Cabins/+ Salon	4
Kojen/Berths	8
WC/Toilets	2
Wasser/Water/(litr)	600



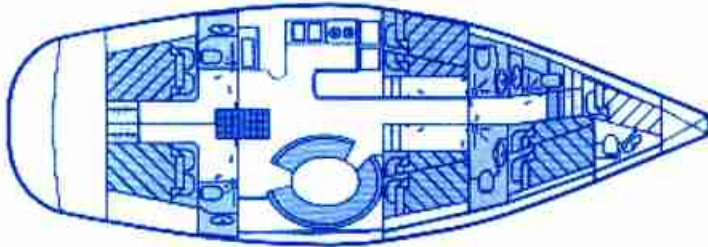
Ocean Star 495

Länge/Length/(m)	14.95
Breite/Beam/(m)	4.58
Tiefgang/Draft/(m)	2.00
Verdrängung/Displacement/(t)	12
Segelfläche/Sail area/(qm)	110
Motor/Engine power/(HP)	80
Treibstoff/Fuel/(litr)	400
Kajüten/Cabins/+ Salon	5
Kojen/Berths	11
WC/Toilets	5
Wasser/Water/(litr)	900



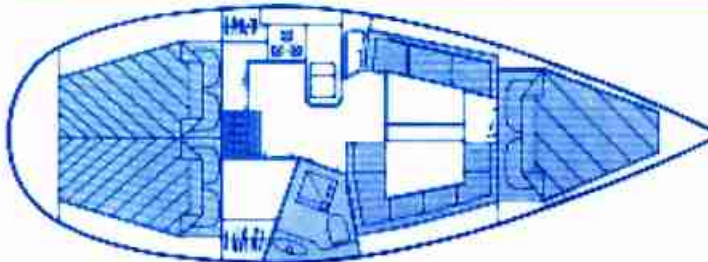
OceanStar 51.1/51.2

Länge/Lenght/(m)	15.45
Breite/Beam/(m)	4.58
Tiefgang/Draft/(m)	2
Verdrängung/Displacement/(t)	14.7
Segelfläche/Sail area/(qm)	109.5
Motor/Engine power/(HP)	100
Treibstoff/Fuel/(ltr)	460
Kajüten/Cabins/+ Salon	4
Kojen/Berths	10
WC/Toilets	4
Wasser/Water/(ltr)	900



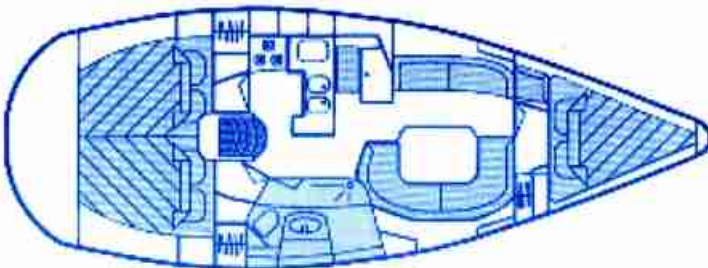
OceanStar 56.1

Länge/Lenght/(m)	16.55
Breite/Beam/(m)	5.10
Tiefgang/Draft/(m)	2.30
Verdrängung/Displacement/(t)	22.5
Segelfläche/Sail area/(qm)	144
Motor/Engine power/(HP)	140
Treibstoff/Fuel/(ltr)	750
Kajüten/Cabins/+ Salon	5
Kojen/Berths	10+2
WC/Toilets	4
Wasser/Water/(ltr)	1300



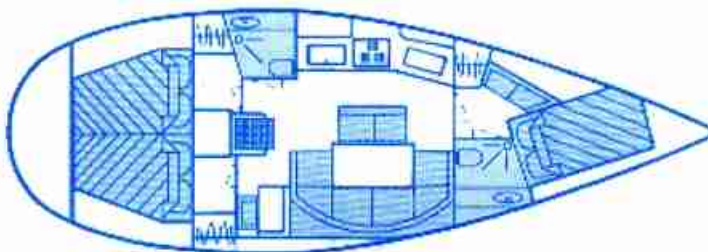
Oceanis 321

Länge/Lenght/(m)	9.95
Breite/Beam/(m)	3.42
Tiefgang/Draft/(m)	1.30
Verdrängung/Displacement/(t)	4.4
Segelfläche/Sail area/(qm)	58
Motor/Engine power/(HP)	27
Treibstoff/Fuel/(ltr)	50
Kajüten/Cabins/+ Salon	3
Kojen/Berths	6
WC/Toilets	1
Wasser/Water/(ltr)	100



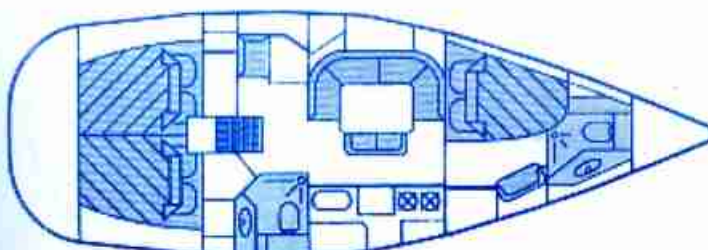
Oceanis 361 Cliper

Länge/Lenght/(m)	11.10
Breite/Beam/(m)	3.8
Tiefgang/Draft/(m)	1.53
Verdrängung/Displacement/(t)	5.5
Segelfläche/Sail area/(qm)	64.5
Motor/Engine power/(HP)	28
Treibstoff/Fuel/(ltr)	75
Kajüten/Cabins/+ Salon	3
Kojen/Berths	6
WC/Toilets	2
Wasser/Water/(ltr)	380



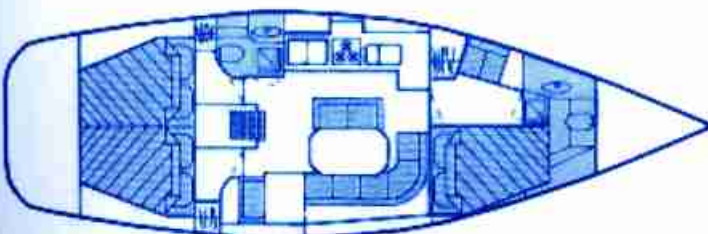
Oceanis 381

Länge/Lenght/(m)	11.70
Breite/Beam/(m)	3.93
Tiefgang/Draft/(m)	1.80
Verdrängung/Displacement/(t)	7.5
Segelfläche/Sail area/(qm)	70
Motor/Engine power/(HP)	50
Treibstoff/Fuel/(ltr)	85
Kajüten/Cabins/+ Salon	3
Kojen/Berths	6
WC/Toilets	2
Wasser/Water/(ltr)	360



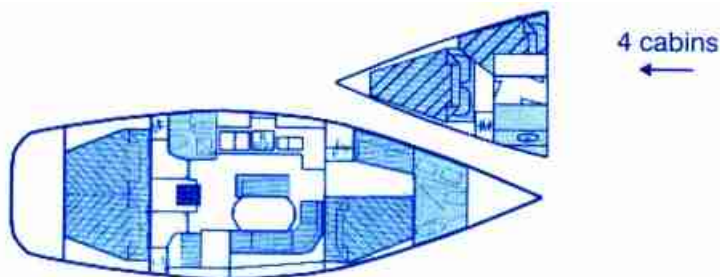
Oceanis 393

Länge/Lenght/(m)	11.95
Breite/Beam/(m)	3.96
Tiefgang/Draft/(m)	1.90
Verdrängung/Displacement/(t)	7.2
Segelfläche/Sail area/(qm)	75
Motor/Engine power/(HP)	36
Treibstoff/Fuel/(ltr)	150
Kajüten/Cabins/+ Salon	3
Kojen/Berths	6+2
WC/Toilets	2
Wasser/Water/(ltr)	500



Oceanis 400

Länge/Lenght/(m)	12.15
Breite/Beam/(m)	3.95
Tiefgang/Draft/(m)	1.70
Verdrängung/Displacement/(t)	6.5
Segelfläche/Sail area/(qm)	80.5
Motor/Engine power/(HP)	50
Treibstoff/Fuel/(ltr)	150
Kajüten/Cabins/+ Salon	3
Kojen/Berths	6
WC/Toilets	2
Wasser/Water/(ltr)	500



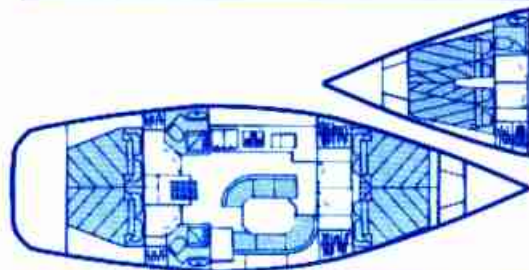
Oceanis 411

Länge/Lenght/(m)	12.71
Breite/Beam/(m)	3.95
Tiefgang/Draft/(m)	1.70
Verdrängung/Displacement/(t)	8.5
Segelfläche/Sail area/(qm)	-
Motor/Engine power/(HP)	50
Treibstoff/Fuel/(ltr)	150
Kajüten/Cabins/+ Salon	3/4
Kojen/Berths	6/8
WC/Toilets	2
Wasser/Water/(ltr)	550



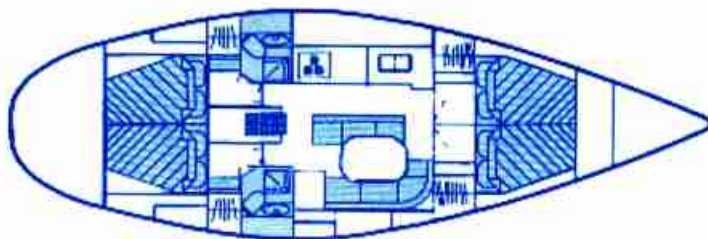
Oceanis 430

Länge/Lenght/(m)	12.96
Breite/Beam/(m)	4.22
Tiefgang/Draft/(m)	1.60
Verdrängung/Displacement/(t)	9.0
Segelfläche/Sail area/(qm)	90.4
Motor/Engine power/(HP)	50
Treibstoff/Fuel/(ltr)	20
Kajüten/Cabins/+ Salon	3
Kojen/Berths	6
WC/Toilets	2
Wasser/Water/(ltr)	540



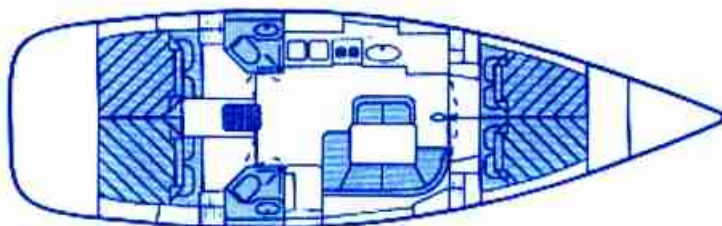
Oceanis 440

Länge/Lenght/(m)	13.66
Breite/Beam/(m)	4.25
Tiefgang/Draft/(m)	1.75
Verdrängung/Displacement/(t)	9.3
Segelfläche/Sail area/(qm)	100
Motor/Engine power/(HP)	60
Treibstoff/Fuel/(ltr)	200
Kajüten/Cabins/+ Salon	4
Kojen/Berths	10/8
WC/Toilets	2
Wasser/Water/(ltr)	600



Oceanis 461

Länge/Lenght/(m)	14.00
Breite/Beam/(m)	4.12
Tiefgang/Draft/(m)	1.75
Verdrängung/Displacement/(t)	9.5
Segelfläche/Sail area/(qm)	100
Motor/Engine power/(HP)	60
Treibstoff/Fuel/(ltr)	200
Kajüten/Cabins/+ Salon	4
Kojen/Berths	10/8
WC/Toilets	2
Wasser/Water/(ltr)	500



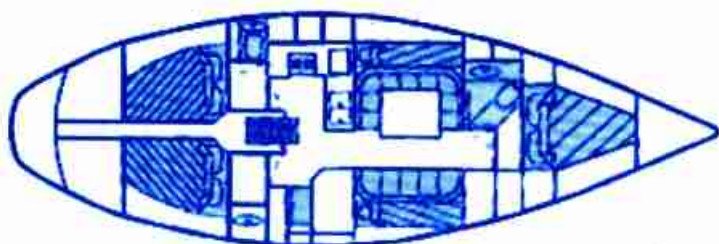
Oceanis 473 Cliper

Länge/Lenght/(m)	14.30
Breite/Beam/(m)	4.31
Tiefgang/Draft/(m)	1.7/2.1
Verdrängung/Displacement/(t)	11.5
Segelfläche/Sail area/(qm)	108
Motor/Engine power/(HP)	78
Treibstoff/Fuel/(ltr)	240
Kajüten/Cabins/+ Salon	4
Kojen/Berths	8+2
WC/Toilets	2
Wasser/Water/(ltr)	600



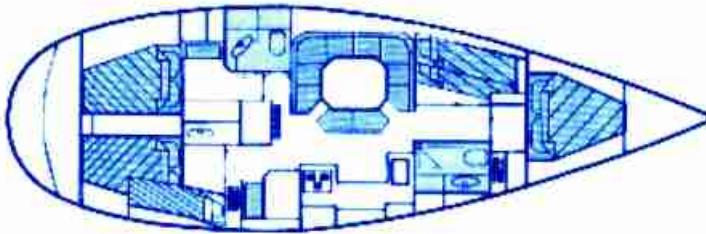
Olympic Sea 42

Länge/Lenght/(m)	12.80
Breite/Beam/(m)	3.94
Tiefgang/Draft/(m)	1.95
Verdrängung/Displacement/(t)	7.8
Segelfläche/Sail area/(qm)	88
Motor/Engine power/(HP)	40
Treibstoff/Fuel/(ltr)	150
Kajüten/Cabins/+ Salon	3
Kojen/Berths	6/8
WC/Toilets	2
Wasser/Water/(ltr)	425



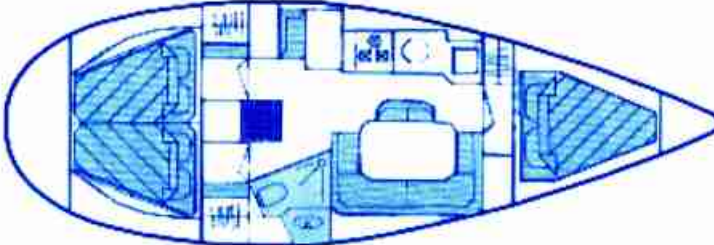
Sun Legende 41

Länge/Lenght/(m)	12.45
Breite/Beam/(m)	3.94
Tiefgang/Draft/(m)	1.95
Verdrängung/Displacement/(t)	7.3
Segelfläche/Sail area/(qm)	85
Motor/Engine power/(HP)	30
Treibstoff/Fuel/(ltr)	148
Kajüten/Cabins/+ Salon	3
Kojen/Berths	6+4
WC/Toilets	1-2
Wasser/Water/(ltr)	350



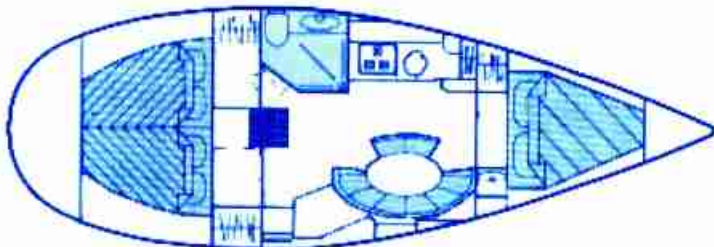
Sun Magic 44

Länge/Length/(m)	13.30
Breite/Beam/(m)	4.23
Tiefgang/Draft/(m)	2.12
Verdrängung/Displacement/(t)	10.0
Segelfläche/Sail area/(qm)	99
Motor/Engine power/(HP)	40
Treibstoff/Fuel/(ltr)	250
Kajüten/Cabins/+ Salon	4
Kojen/Berths	8+2
WC/Toilets	2
Wasser/Water/(ltr)	480



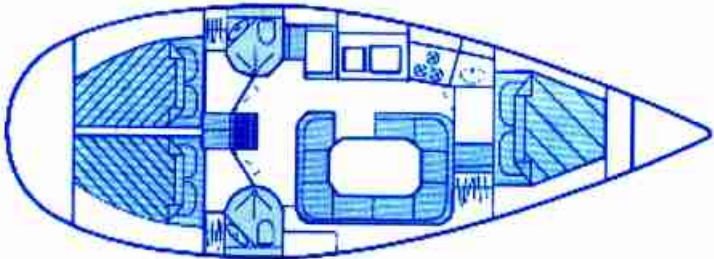
Sun Odyssey 33/331

Länge/Length/(m)	10.30
Breite/Beam/(m)	3.50
Tiefgang/Draft/(m)	1.95/1.97
Verdrängung/Displacement/(t)	4.7
Segelfläche/Sail area/(qm)	53
Motor/Engine power/(HP)	13-20
Treibstoff/Fuel/(ltr)	65
Kajüten/Cabins/+ Salon	3
Kojen/Berths	6
WC/Toilets	1
Wasser/Water/(ltr)	290



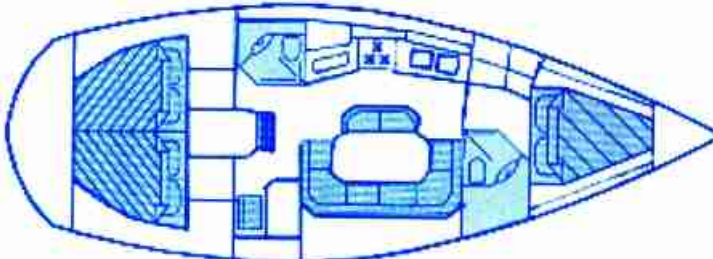
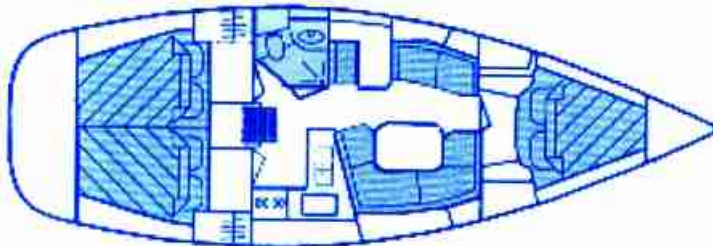
Sun Odyssey 34.2

Länge/Length/(m)	10.30
Breite/Beam/(m)	3.29
Tiefgang/Draft/(m)	1.70
Verdrängung/Displacement/(t)	4.4
Segelfläche/Sail area/(qm)	50.6
Motor/Engine power/(HP)	22
Treibstoff/Fuel/(ltr)	50
Kajüten/Cabins/+ Salon	3
Kojen/Berths	6+2
WC/Toilets	1
Wasser/Water/(ltr)	186



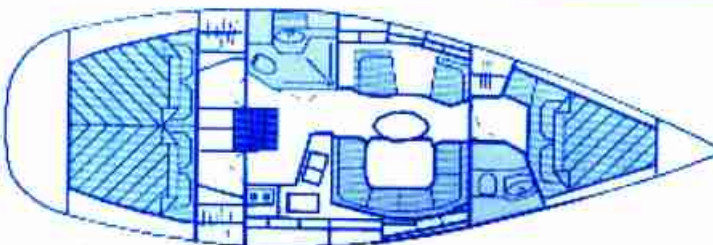
Sun Odyssey 36/Sun Dance36

Länge/Length/(m)	11.00
Breite/Beam/(m)	3.75
Tiefgang/Draft/(m)	1.90
Verdrängung/Displacement/(t)	5.30
Segelfläche/Sail area/(qm)	62
Motor/Engine power/(HP)	27
Treibstoff/Fuel/(ltr)	70
Kajüten/Cabins/+ Salon	3
Kojen/Berths	6+2
WC/Toilets	1
Wasser/Water/(ltr)	300



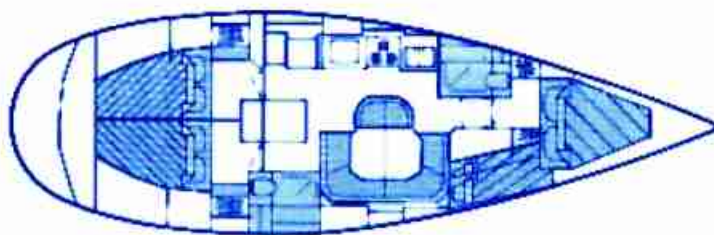
Sun Odyssey 37/37.1

Länge/Length/(m)	11.40
Breite/Beam/(m)	3.89
Tiefgang/Draft/(m)	1.87
Verdrängung/Displacement/(t)	6.0
Segelfläche/Sail area/(qm)	68.5
Motor/Engine power/(HP)	27
Treibstoff/Fuel/(ltr)	140
Kajüten/Cabins/+ Salon	3
Kojen/Berths	6+1
WC/Toilets	2
Wasser/Water/(ltr)	350



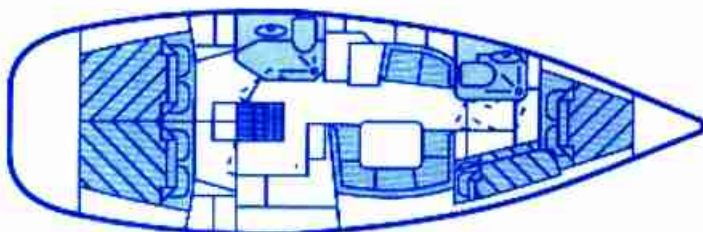
Sun Odyssey 40

Länge/Length/(m)	12.20
Breite/Beam/(m)	3.95
Tiefgang/Draft/(m)	1.95
Verdrängung/Displacement/(t)	7.1
Segelfläche/Sail area/(qm)	87
Motor/Engine power/(HP)	50
Treibstoff/Fuel/(ltr)	136
Kajüten/Cabins/+ Salon	3
Kojen/Berths	8
WC/Toilets	2
Wasser/Water/(ltr)	320



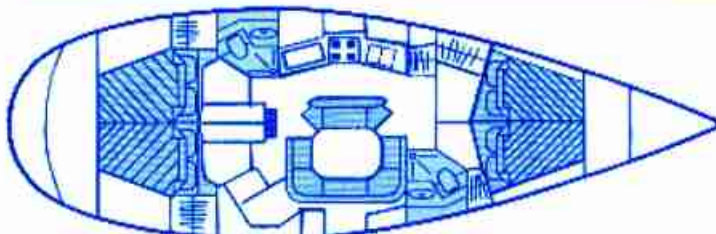
Sun Odyssey 42.1/42.2

Länge/Length/(m)	12.80
Breite/Beam/(m)	3.98
Tiefgang/Draft/(m)	1.50/1.90
Verdrängung/Displacement/(t)	6.9
Segelfläche/Sail area/(qm)	80
Motor/Engine power/(HP)	36
Treibstoff/Fuel/(litr)	175
Kajüten/Cabins/ + Salon	4
Kojen/Berths	8
WC/Toilets	2
Wasser/Water/(litr)	400



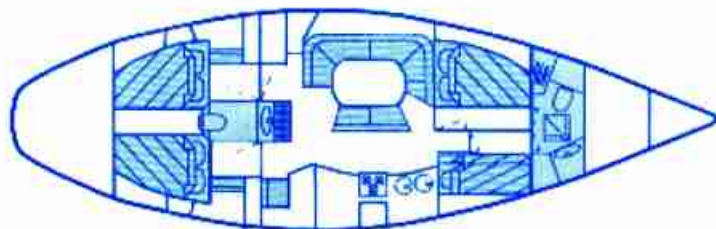
Sun Odyssey 43

Länge/Length/(m)	13.21
Breite/Beam/(m)	4.19
Tiefgang/Draft/(m)	2.0
Verdrängung/Displacement/(t)	9.3
Segelfläche/Sail area/(qm)	92.2
Motor/Engine power/(HP)	80
Treibstoff/Fuel/(litr)	200
Kajüten/Cabins/ + Salon	4
Kojen/Berths	8+2
WC/Toilets	2
Wasser/Water/(litr)	400



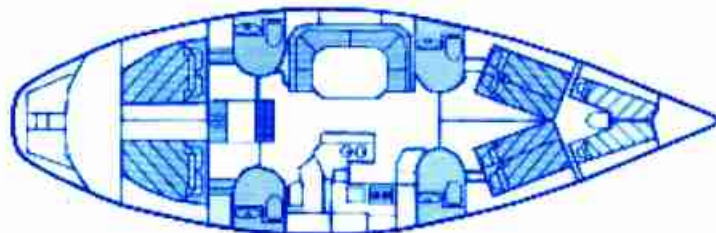
Sun Odyssey 45.1/45.2

Länge/Length/(m)	14.15
Breite/Beam/(m)	4.48
Tiefgang/Draft/(m)	2.00
Verdrängung/Displacement/(t)	9.6
Segelfläche/Sail area/(qm)	93
Motor/Engine power/(HP)	55
Treibstoff/Fuel/(litr)	205
Kajüten/Cabins/ + Salon	4
Kojen/Berths	8+2
WC/Toilets	2
Wasser/Water/(litr)	600



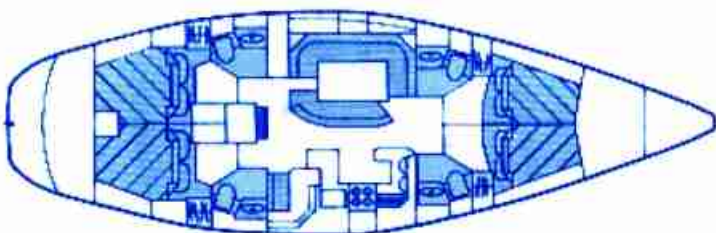
Sun Odyssey 47

Länge/Length/(m)	14.40
Breite/Beam/(m)	4.45
Tiefgang/Draft/(m)	2.10
Verdrängung/Displacement/(t)	12.0
Segelfläche/Sail area/(qm)	112.4
Motor/Engine power/(HP)	75
Treibstoff/Fuel/(litr)	210
Kajüten/Cabins/ + Salon	4
Kojen/Berths	8+2
WC/Toilets	2
Wasser/Water/(litr)	580



Sun Odyssey 51

Länge/Length/(m)	15.35
Breite/Beam/(m)	4.85
Tiefgang/Draft/(m)	2.0
Verdrängung/Displacement/(t)	14.0
Segelfläche/Sail area/(qm)	124.65
Motor/Engine power/(HP)	80
Treibstoff/Fuel/(litr)	480
Kajüten/Cabins/ + Salon	5
Kojen/Berths	10/12
WC/Toilets	4
Wasser/Water/(litr)	1000



Sun Odyssey 52.2

Länge/Length/(m)	15.39
Breite/Beam/(m)	4.85
Tiefgang/Draft/(m)	1.80
Verdrängung/Displacement/(t)	-
Segelfläche/Sail area/(qm)	121
Motor/Engine power/(HP)	100
Treibstoff/Fuel/(litr)	400
Kajüten/Cabins/ + Salon	5
Kojen/Berths	10
WC/Toilets	4
Wasser/Water/(litr)	1000